

Now Yesterday

Search:

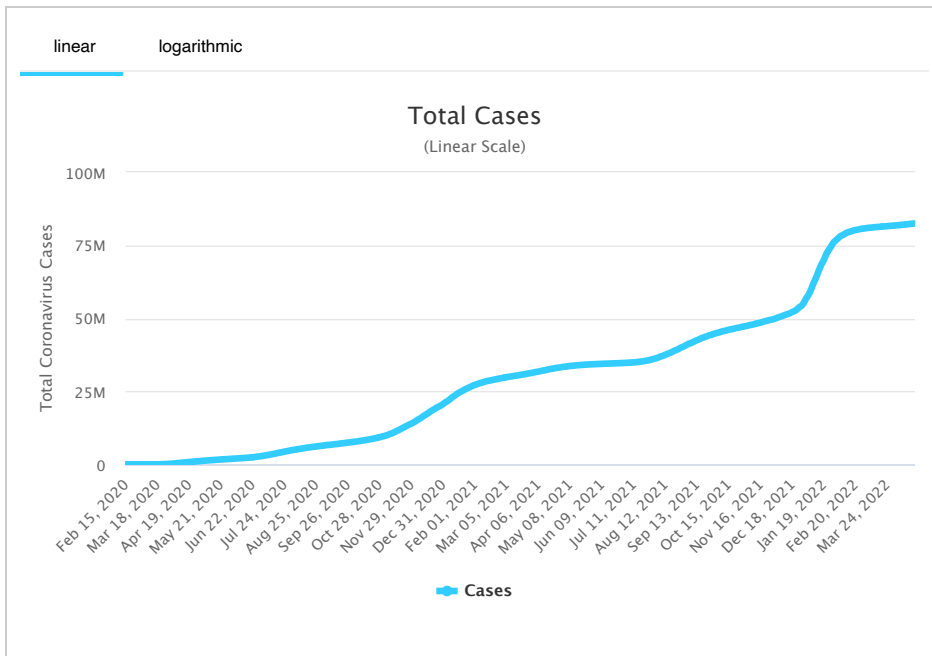
#	USA State	Total Cases	New Cases	Total Deaths	New Deaths	Total Recovered	Active Cases	Tot Cases/ 1M pop	Deaths/ 1M pop	Total Tests
	USA Total	82,488,517		1,017,093		80,309,320	1,162,104	249,208	3,073	1,039,8
1	California (/coronavirus/usa/california/)	9,171,536		89,964		8,931,402	150,170	232,119	2,277	158,1
2	Texas (/coronavirus/usa/texas/)	6,798,445		88,328		6,628,108	82,009	234,462	3,046	63,5
3	Florida (/coronavirus/usa/florida/)	5,935,813		73,759		5,805,626	56,428	276,371	3,434	56,5
4	New York (/coronavirus/usa/new-york/)	5,254,321		68,704		5,117,498	68,119	270,096	3,532	106,7
5	Illinois (/coronavirus/usa/illinois/)	3,106,642		37,840		3,014,130	54,672	245,161	2,986	57,8
6	Pennsylvania (/coronavirus/usa/pennsylvania/)	2,801,585		44,551		2,735,941	21,093	218,840	3,480	25,8
7	Ohio (/coronavirus/usa/ohio/)	2,681,437		38,266		2,629,029	14,142	229,396	3,274	22,5
8	North Carolina (/coronavirus/usa/north-carolina/)	2,639,241		23,334		2,607,679	8,228	251,642	2,225	26,5
9	Georgia (/coronavirus/usa/georgia/)	2,509,160		37,659		2,453,421	18,080	236,325	3,547	24,5
10	Michigan (/coronavirus/usa/michigan/)	2,411,464		35,935		2,344,232	31,297	241,464	3,598	24,6
11	New Jersey (/coronavirus/usa/new-jersey/)	2,235,034		33,356		2,130,912	70,766	251,631	3,755	17,5
12	Tennessee (/coronavirus/usa/tennessee/)	2,025,387		26,110		1,994,670	4,607	296,579	3,823	12,8
13	Arizona (/coronavirus/usa/arizona/)	2,019,174		29,852		1,967,190	22,132	277,408	4,101	19,1
14	Massachusetts (/coronavirus/usa/massachusetts/)	1,733,156		20,208		1,687,955	24,993	251,455	2,932	43,5
15	Indiana (/coronavirus/usa/indiana/)	1,695,736		23,535		1,567,618	104,583	251,884	3,496	19,5
16	Virginia (/coronavirus/usa/virginia/)	1,688,068		20,099		1,642,069	25,900	197,770	2,355	19,1
17	Wisconsin (/coronavirus/usa/wisconsin/)	1,598,774		14,399		1,566,742	17,633	274,589	2,473	15,5

18	<u>Washington</u>	1,477,863	12,626	1,438,819	26,418	194,075	1,658	12,8
19	<u>South Carolina</u>	1,472,093	17,734	1,432,667	21,692	285,915	3,444	15,6
20	<u>Minnesota</u>	1,441,279	12,739	1,422,848	5,692	255,563	2,259	19,4
21	<u>Missouri</u>	1,417,911	20,241	1,381,044	16,626	231,027	3,298	14,6
22	<u>Colorado</u>	1,371,521	13,155	1,308,361	50,005	238,164	2,284	17,5
23	<u>Kentucky</u>	1,323,526	15,326	1,280,323	27,877	296,245	3,430	13,6
24	<u>Alabama</u>	1,298,626	19,524	1,240,067	39,035	264,854	3,982	7,5
25	<u>Louisiana</u>	1,235,683	17,213	1,215,043	3,427	265,807	3,703	15,5
26	<u>Oklahoma</u>	1,036,479	14,166	1,021,370	943	261,937	3,580	5,4
27	<u>Maryland</u>	1,022,861	14,412	994,508	13,941	169,189	2,384	19,9
28	<u>Utah</u>	929,361	4,736	921,673	2,952	289,886	1,477	9,4
29	<u>Iowa</u>	857,553	9,510	841,345	6,698	271,802	3,014	8,4
30	<u>Arkansas</u>	834,553	11,360	821,861	1,332	276,543	3,764	6,1
31	<u>Mississippi</u>	796,645	12,432	781,206	3,007	267,676	4,177	6,2
32	<u>Kansas</u>	772,222	8,524	760,533	3,165	265,067	2,926	2,2
33	<u>Connecticut</u>	749,783	10,825	720,719	18,239	210,301	3,036	15,5
34	<u>Nevada</u>	716,731	10,684	695,373	10,674	232,693	3,469	6,8
35	<u>Oregon</u>	712,686	7,468	690,362	14,856	168,974	1,771	11,0
36	<u>New Mexico</u>	520,591	7,434	502,211	10,946	248,275	3,545	6,9
	<u>West Virginia</u>	499,445	6,807	492,179	459	278,685	3,798	6,0

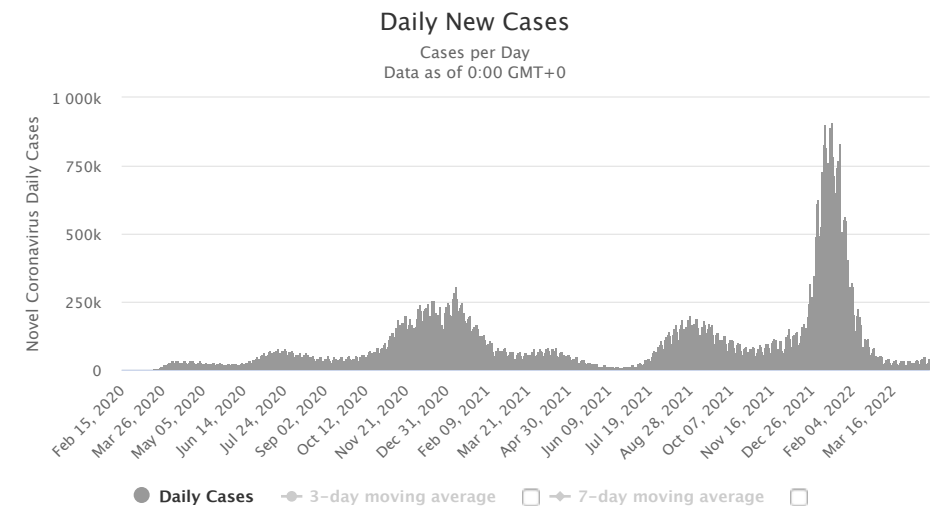
37	(/coronavirus/usa/west-virginia/)									
38	Nebraska (/coronavirus/usa/nebraska/)	478,812		4,195		472,971	1,646	247,524	2,169	5,4
39	Idaho (/coronavirus/usa/idaho/)	445,350		4,918		437,697	2,735	249,207	2,752	2,8
40	Rhode Island (/coronavirus/usa/rhode-island/)	367,413		3,532		356,010	7,871	346,825	3,334	7,;
41	New Hampshire (/coronavirus/usa/new-hampshire/)	306,724		2,472		301,973	2,279	225,580	1,818	46,6
42	Montana (/coronavirus/usa/montana/)	273,371		3,262		269,641	468	255,779	3,052	2,7
43	Delaware (/coronavirus/usa/delaware/)	260,735		2,896		254,493	3,346	267,760	2,974	1,0
44	Hawaii (/coronavirus/usa/hawaii/)	245,035		1,407		237,950	5,678	173,063	994	3,6
45	Alaska (/coronavirus/usa/alaska/)	243,466		1,215		236,131	6,120	332,811	1,661	4,1
46	Maine (/coronavirus/usa/maine/)	240,810		2,277		231,420	7,113	179,146	1,694	5,0
47	North Dakota (/coronavirus/usa/north-dakota/)	240,382		2,257		237,891	234	315,436	2,962	6
48	South Dakota (/coronavirus/usa/south-dakota/)	237,535		2,901		234,222	412	268,505	3,279	2,1
49	Wyoming (/coronavirus/usa/wyoming/)	156,392		1,807		154,406	179	270,220	3,122	1,5
50	District Of Columbia (/coronavirus/usa/district-of-columbia/)	140,674		1,333		134,419	4,922	199,326	1,889	3,0
51	Vermont (/coronavirus/usa/vermont/)	120,847		626		114,614	5,607	193,668	1,003	3,5
52	Puerto Rico	499,539		4,188		473,564	21,787	147,490	1,237	3,5
53	Guam	47,871		354		47,246	271			4
54	United States Virgin Islands	15,955		111		15,687	157			3
55	Northern Mariana Islands	11,221		34		11,177	10			1
56	American Samoa	5,663		21		3,988	1,654			
57	Veteran Affairs	622,697		21,741		597,156	3,800			8,4
58	US Military	613,196		683		579,722	32,791			
59	Federal Prisons	69,018		300		68,612	106			1

60	Navajo Nation	53,255	1,741	51,432	82			
61	Grand Princess Ship	122	7	115	0			
62	Wuhan Repatriated	3		3	0			
63	Diamond Princess Ship	46		46	0			
	Total:	82,488,517	1,017,093	80,309,320	1,162,104	249,208	3,073	1,039,6

Total Coronavirus Cases in the United States

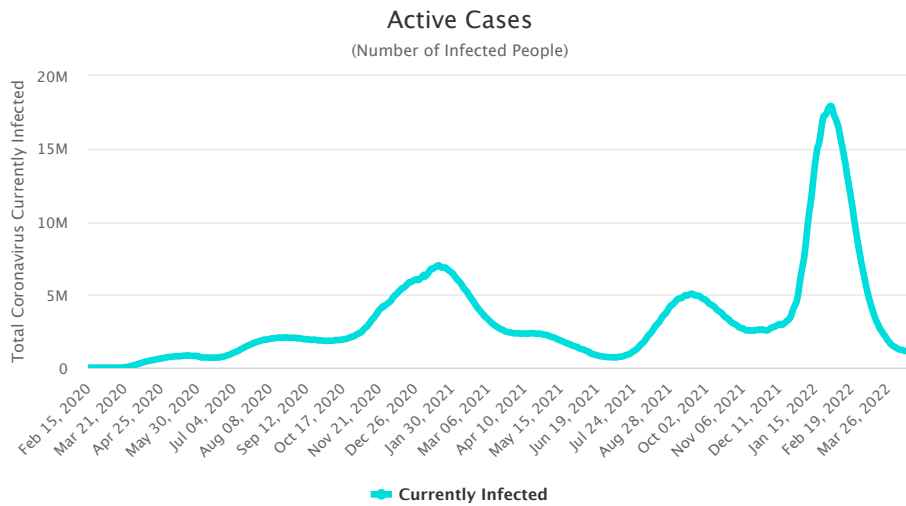


Daily New Cases in the United States

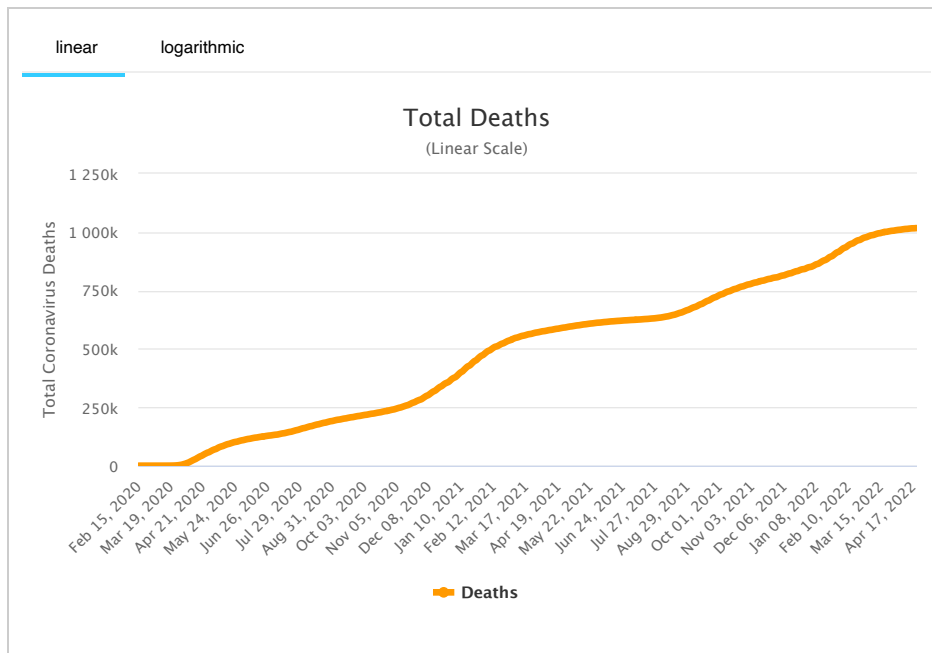


See also: [Daily Deaths Graph](#)

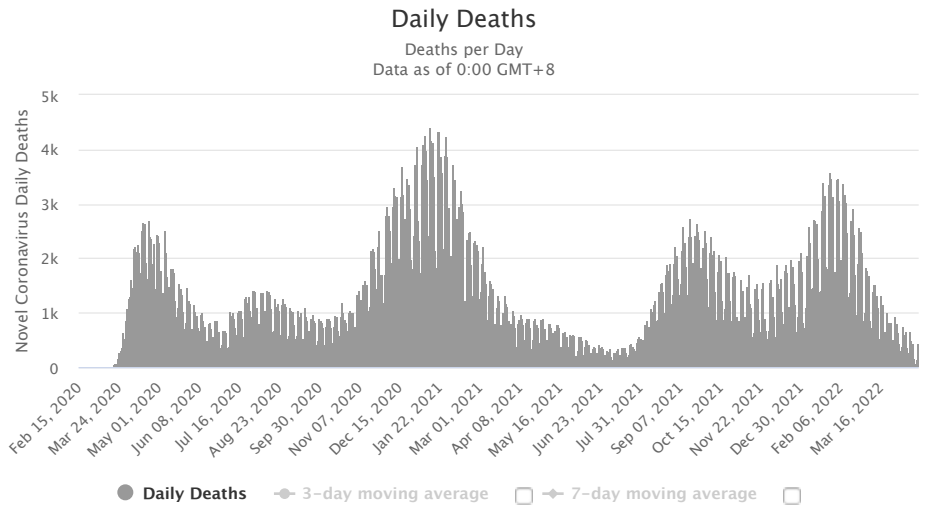
Active Cases in the United States



Total Coronavirus Deaths in the United States



Daily New Deaths in the United States



See also: [Daily Cases Graph](#)

Latest News

April 20 (GMT)

Updates

- 46,565 new cases and 408 new deaths in [the United States \(/coronavirus/country/us/\)](#)

April 19 ✔

April 18 ✔

April 17 ✔

April 16 ✔

April 15 ✔

Historical account of the initial stages of the epidemic in the United States

Content:

- First 20 cases in the United States
- Progression of first suspected cases
- Timeline of initial events
- Sources for the historical account

First 20 cases in the United States

Information collected on the first 20 domestic cases (not including repatriated cases and Diamond Princess cruise ship evacuee cases) is presented in the table below:

State	Cases	Sex	Age	Date	Case #	Location	Source
Oregon	1			Feb. 29	17 th	Washington C.	
Washington	2			Feb. 29	18,19 th		
	1	M	30s	Jan. 21	1 st	Snohomish	[7]
Illinois	1			Mar. 1	20 th		
	1	M	60s	Jan. 30	6 th	Chicago	[12]
	1	F	60s	Jan. 24	2 nd	Chicago	[8]
California	2	unkn.	unkn.	Jan. 26	3 rd ,4 th	Orange C., L.A.	[9]
	1	M	adult	Jan. 31	7 th	Santa Clara C.	[17][18]
	1	F	unkn.	Feb. 2	9 th	Santa Clara C.	
	1	M	57	Feb. 2	10 th	San Benito C.	
	1	F	57	Feb. 2	11 th	San Benito C.	
	1		65	Feb. 28	16 th	Santa Clara C.	
	1			Feb. 21	13 th	Humboldt C.	
	1			Feb. 21	14 th	Sacramento C.	
	1			Feb. 26	15 th	[Northern California]	
Massachusetts	1	M	20s	Feb. 1	8 th	Boston	[16]
Arizona	1	unkn.	student	Jan. 26	5 th	Maricopa County	
Wisconsin	1			Feb. 5	12 th	Madison	

Patients Under Investigation (PUI) in the United States

CDC in the early stages released information regarding the number of cases and people under investigation that was updated regularly on Mondays, Wednesdays, and Fridays. Below we provide the historical reports that we were able to gather in order to track the progression in the number of suspected cases and US states involved through time in the initial stages

As of Feb. 10:

<i>Number of U.S. States with PUI</i>	<i>36</i>
Positive	12
Negative	318
Pending (specimens awaiting testing)	68
TOTAL	398

As of Feb. 7:

<i>Number of U.S. States with PUI</i>	<i>36</i>
Positive	12
Negative	225
Pending (specimens awaiting testing)	100
TOTAL	337

As of Feb. 5:

<i>Number of U.S. States with PUI</i>	<i>36</i>
Positive	11
Negative	206
Pending (specimens awaiting testing)	76
TOTAL	293

As of Feb. 3:

<i>Number of U.S. States with PUI</i>	<i>36</i>
Positive	11
Negative	167
Pending (specimens awaiting testing)	82
TOTAL	260

As of January 31:




<i>Number of U.S. States with PUI</i>	<i>36</i>
Positive	6
Negative	114
Pending (specimens awaiting testing)	121
TOTAL	241

Previously, as of January 29, there were 92 suspected cases awaiting testing.

<i>Number of U.S. States with PUI</i>	<i>36</i>
Positive	5
Negative	68

Pending (specimens awaiting testing)	92
TOTAL	165

Timeline of Events

-  On January 31, HHS declared Coronavirus a Public Health Emergency in the US (<https://www.hhs.gov/about/news/2020/01/31/secretary-azar-declares-public-health-emergency-us-2019-novel-coronavirus.html>)
As of Jan. 31, the Wuhan coronavirus is officially a public health emergency in the United States, Alex Azar, secretary of the US Department of Health and Human Services (HHS), announced at a White House press briefing.
-  On Jan. 31, the U.S. Centers for Disease Control and Prevention (CDC) **issued a federal quarantine for 14 days** affecting the 195 American evacuees from Wuhan, China. Starting Sunday, Feb. 2, U.S. citizens, permanent residents and immediate family who have visited China's Hubei province will undergo a **mandatory 14 days quarantine** and, if they have visited other parts of China, they would be screened at airports and asked to self-quarantine for 14 days. The last time the CDC had issued a quarantine was over 50 years ago in the 1960s, for smallpox.
-  President Donald Trump signed an order on Jan. 31 for the U.S. to **deny entry to foreign nationals who traveled to China** within the preceding two weeks, aside from the immediate family of U.S. citizens.
- On Jan. 30, the CDC had confirmed the **first case of person to person transmission in the U.S.:** ^[12] the husband of the Chicago, Illinois case who had returned from Wuhan, China on Jan. 13 and who tested positive for the virus on Jan. 24).
- CDC stated on Jan. 30 that "It is likely there will be more cases of 2019-nCoV reported in the U.S. in the coming days and weeks, including more person-to-person spread."^[12]
- The virus had been confirmed in **5 states**.
- On Jan. 31, **New York City** health officials vehemently denied the rumor regarding a coronavirus case in the city.^[13] On Feb. 1, however, the city's health commissioner did report that there was a test being performed on a person under 40 who had returned from China, developed matching symptoms, and tested negative to the seasonal flu.
- Most US patients had recently visited Wuhan.**
- All of the first five U.S. cases were described as **mild**.
- A study on the first US case of novel coronavirus detailed mild symptoms followed by pneumonia (https://www.cnn.com/2020/01/31/health/washington-coronavirus-study-nejm/index.html?utm_term=link&utm_medium=social&utm_content=2020-02-01T00)

U.S. Airlines suspended ALL flights between the U.S. and China

On Friday, January 31, Delta, American and United announced they would temporarily suspend all of their mainland China flights in response to the coronavirus outbreak.^[14]

Prior to this January 31 announcement:

- UNITED AIRLINES**
on Jan. 28 had announced it would cut 24 flights between the U.S. and China for the first week of February.
- AMERICAN AIRLINES**
on Jan. 29 had announced it would suspend flights from Los Angeles to Shanghai and Beijing from Feb. 9 through March 27, 2020. It will maintain its flight schedules (10 daily A/R) from Dallas-Fort Worth to Shanghai and Beijing, as well as from Los Angeles and Dallas-Fort Worth to Hong Kong.

- **DELTA**

had not adjusted its schedule of direct flights from the U.S. to China. It is the only airline with direct flights to not take action so far.

The White House was considering issuing a ban on flights between the United States and China, as of late Jan. 28^[11]. Italy has announced on January 31 that it was suspending all flights to and from China following the first 2 cases of coronavirus in Italy.

Travel Alert: Do Not Travel to China

- The U.S. State Department on January 30 issued a **Level 4: Do Not Travel to China Alert** (<https://travel.state.gov/content/travel/en/traveladvisories/traveladvisories/china-travel-advisory.html>) ^[4] (the highest level of alert).
- Previously, on January 29, the advisory was set at a lower "Level 3: Reconsider Travel" advising not to travel to Hubei Province: (Level 4) and reconsider travel to the remainder of China (Level 3).
- The CDC on Jan. 28 issued a Level 3 Warning (<https://wwwnc.cdc.gov/travel/notices/warning/novel-coronavirus-china>), recommending that travelers **avoid all nonessential travel to China** ^[5].

Screening incoming passengers at 20 airports in the U.S.

On January 17, the CDC announced that 3 airports in the United States would begin screening incoming passengers from China: SFO, JFK, and LAX ^[6] Other 2 airports were added subsequently, and on January 28, the U.S. Department of Health and Human Services (HHS) announced that 15 additional U.S. airports (bringing the total to 20) would begin screening incoming travelers from China.

Below is the complete list of airports where screening for the 2019 Novel Coronavirus (2019-nCoV) is in place:

- Los Angeles International (LAX)
- San Francisco International (SFO)
- Chicago O'Hare
- New York JFK
- Atlanta Hartsfield-Jackson International
- Houston George Bush Intercontinental
- Dallas-Fort Worth International
- San Diego International
- Seattle-Tacoma International
- Honolulu International
- Anchorage Ted Stevens International
- Minneapolis-St. Paul International
- Detroit Metropolitan
- Miami International
- Washington Dulles International
- Philadelphia International
- Newark Liberty International

- Boston Logan International
- El Paso International
- Puerto Rico's San Juan Airport

Sources for the historical account

1. Novel Coronavirus (2019-nCoV) situation reports (<https://www.who.int/emergencies/diseases/novel-coronavirus-2019/situation-reports/>) - World Health Organization (<https://www.who.int/>) (WHO)
2. 2019 Novel Coronavirus (2019-nCoV) in the U.S (<https://www.cdc.gov/coronavirus/2019-ncov/cases-in-us.html>) - U.S. Centers for Disease Control and Prevention (<https://www.cdc.gov/>) (CDC)
3. Symptoms of Novel Coronavirus (2019-nCoV) (<https://www.cdc.gov/coronavirus/2019-ncov/about/symptoms.html>) - CDC
4. China Travel Advisory (<https://travel.state.gov/content/travel/en/traveladvisories/traveladvisories/china-travel-advisory.html>) - U.S. State Department, accessed January 31, 2020.
5. Novel Coronavirus in China - Warning - Level 3, Avoid Nonessential Travel (<https://wwwnc.cdc.gov/travel/notices/warning/novel-coronavirus-china>) - CDC, January 28, 2020.
6. Public Health Screening to Begin at 3 U.S. Airports for 2019 Novel Coronavirus ("2019-nCoV") (<https://www.cdc.gov/media/releases/2020/p0117-coronavirus-screening.html>) - CDC January 17, 2020
7. First Travel-related Case of 2019 Novel Coronavirus Detected in United States (<https://www.cdc.gov/media/releases/2020/p0121-novel-coronavirus-travel-case.html>) - CDC, January 21, 2020
8. Second Travel-related Case of 2019 Novel Coronavirus Detected in United States (<https://www.cdc.gov/media/releases/2020/p0124-second-travel-coronavirus.html>) - CDC, January 24, 2020
9. CDC confirms additional cases of 2019 Novel Coronavirus in United States (<https://www.cdc.gov/media/releases/2020/s0126-coronavirus-new-cases.html>) - CDC, January 26, 2020
10. 2019 Novel Coronavirus (2019-nCoV) in the U.S. (<https://www.cdc.gov/coronavirus/2019-ncov/cases-in-us.html>) - CDC, Updated January 29, 2020
11. White House considers ban on flights to China amid coronavirus outbreak (<https://eu.usatoday.com/story/travel/news/2020/01/28/white-house-considers-ban-china-flights-amid-coronavirus-outbreak/4602839002/>) - USA Today, Jan. 28, 2020
12. CDC Confirms Person-to-Person Spread of New Coronavirus in the United States (<https://www.cdc.gov/media/releases/2020/p0130-coronavirus-spread.html>) - CDC Press Release, Jan. 30, 2020
13. NYC Officials Deny Report Of Coronavirus Amid Confusion (<https://www.forbes.com/sites/sergeiklebnikov/2020/01/31/nyc-officials-deny-report-of-coronavirus-amid-confusion/#351e47b5652c>) - Forbes, Jan. 31, 2020
14. Delta, American, United to suspend all China mainland flights as coronavirus crisis grows (<https://eu.usatoday.com/story/travel/2020/01/31/coronavirus-china-flight-ban-delta-cuts-all-flights-white-house/4620989002/>) - USA Today, Jan. 31, 2020
15. Secretary Azar Declares Public Health Emergency for United States for 2019 Novel Coronavirus (<https://www.hhs.gov/about/news/2020/01/31/secretary-azar-declares-public-health-emergency-us-2019-novel-coronavirus.html>) - U.S. Department of Health and Human Services (HHS), Jan. 31, 2020
16. Man returning from Wuhan, China is first case of 2019 Novel Coronavirus confirmed in Massachusetts (<https://www.mass.gov/news/man-returning-from-wuhan-china-is-first-case-of-2019-novel-coronavirus-confirmed-in>) - Massachusetts Department of Public Health, Feb. 1, 2020
17. County of Santa Clara Public Health Department Reports First Case of Novel (new) Coronavirus (<https://www.sccgov.org/sites/phd/news/Pages/novel-coronavirus-1-31-2020.aspx>) - Santa Clara County Public Health, Jan. 31, 2020
18. Coronavirus: First case confirmed in Santa Clara County (<https://www.mercurynews.com/2020/01/31/santa-clara-coronavirus/>) - Mercury News, Jan. 31. 2020

worldometer (/)

[about \(/about/\)](#) | [faq \(/faq/\)](#) | [languages \(/languages/\)](#) | [contact \(/contact/\)](#) | [report coronavirus cases \(/report_us/\)](#)

[\(/newsletter-subscribe/\)](#) [\(/https://twitter.com/Worldometers\)](https://twitter.com/Worldometers) [\(/https://www.facebook.com/Worldometers.info\)](https://www.facebook.com/Worldometers.info)

© Copyright Worldometers.info - All rights reserved - [Disclaimer & Privacy Policy \(/disclaimer/\)](#)

